

Rear Derailleur



User's manuals in other languages are available at :
<http://si.shimano.com>

IMPORTANT NOTICE

- Contact the place of purchase or a bicycle dealer for information on installation and adjustment of the products which are not found in the user's manual. A dealer's manual for professional and experienced bicycle mechanics is available on our website (<http://si.shimano.com>).
- Do not disassemble or alter this product.

For safety, be sure to read this user's manual thoroughly before use, and follow it for correct use.

Important Safety Information

For replacement information, contact the place of purchase or a bicycle dealer.

WARNING

- Intervals between maintenance depend on the use and riding circumstances. Clean the chain with an appropriate chain cleaner regularly. Never use alkali based or acid based solvents, such as rust cleaners. If those solvents are used the chain might break and cause serious injury.
- Check the chain for any damage (deformation or crack), skipping, or other abnormalities such as unintended gear shifting. If any problems are found, consult a dealer or an agency. The chain may break, and you may fall.
- After reading the user's manual carefully, keep it in a safe place for later reference.

Note

- When installing the SHADOW RD+, be sure to check that the plate unit cover and plate unit cover cap are attached before riding the bicycle.
- If gear shifting operations cannot be carried out smoothly, clean the derailleur and lubricate all moving parts.
- The sprockets should be periodically washed with a neutral detergent. In addition, cleaning the chain with neutral detergent and lubricating it can be an effective way of extending the life of the sprockets and the chain.
- Products are not guaranteed against natural wear and deterioration from normal use and aging.
- For maximum performance we highly recommend Shimano lubricants and maintenance products.

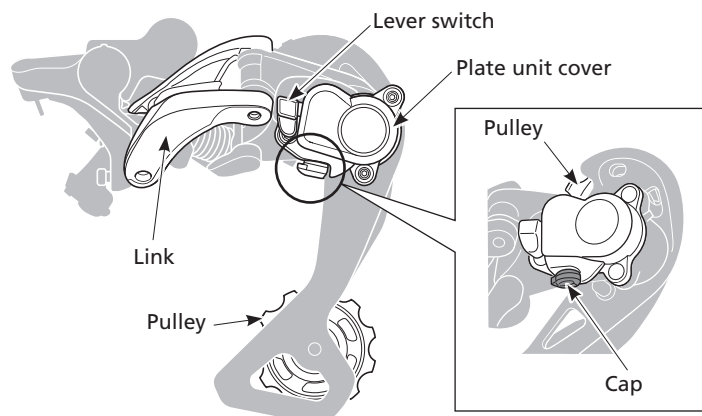
Regular inspections before riding the bicycle

Before riding the bicycle, check the following items. If any problems are found with the following items, contact the place of purchase or a bicycle dealer.

- Is gear shifting carried out smoothly?
- Do the links have a large gap between them?
- Do the pulleys have a large gap between them?
- Are the derailleurs making any abnormal noises?
- Is there any noticeable damage to the chain?

Names of parts

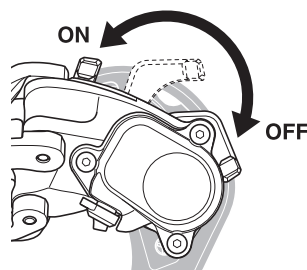
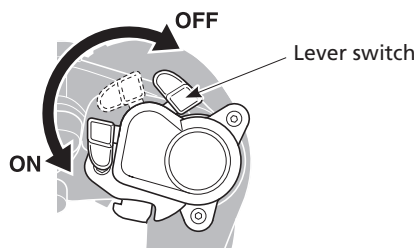
*The shape differs depending on the model.
 A model without a cap is also available.



Operation

Be sure to move the lever switch to the OFF position before removing the rear wheel.

*Depending on the model, the shape and the lever switch position may differ.



SHIMANO

SHIMANO AMERICAN CORPORATION
 One Holland, Irvine, California 92618, U.S.A. Phone: +1-949-951-5003

SHIMANO EUROPE B.V.
 Industrieweg 24, 8071 CT Nunspeet, The Netherlands Phone: +31-341-272222

SHIMANO INC.
 3-77 Oimatsu-cho, Sakai-ku, Sakai-shi, Osaka 590-8577, Japan

Please note: specifications are subject to change for improvement without notice. (English)
 © Dec. 2014 by Shimano Inc. HTR